

**Format of holding of specified securities**

1. Name of Listed Entity: **GOODYEAR INDIA LIMITED**
2. Scrip Code/Name of Scrip/Class of Security: **500168/Goodyear/ Equity Share**
3. Share Holding Pattern Filed under: Reg. 31(1)(a)/Reg. 31(1)(b)/Reg.31(1)(c)
  - a. If under 31(1)(b) then indicate the report for Quarter ending **30/06/2018**
  - b. If under 31(1)(c) then indicate date of allotment/extinguishment
4. Declaration: The Listed entity is required to submit the following declaration to the extent of submission of information:-

Particulars	Yes*	No*
1. Whether the Listed Entity has issued any partly paid up shares?		No
2. Whether the Listed Entity has issued any Convertible Securities or Warrants?		No
3. Whether the Listed Entity has any shares against which depository receipts are issued?		No
4. Whether the Listed Entity has any shares in locked-in?		No
5. Whether any shares held by promoters are pledge or otherwise encumbered?		No

\* If the Listed Entity selects the option 'No' for the questions above, the columns for the partly paid up shares, Outstanding Convertible Securities/Warrants, depository receipts, locked-in shares, No of shares pledged or otherwise encumbered by promoters, as applicable, shall not be displayed at the time of dissemination on the Stock Exchange website. Also wherever there is 'No' declared by Listed Entity in above table the values will be considered as 'Zero' by default on submission of the format of holding of specified securities.

5. The tabular format for disclosure of holding of specified securities is as follows:-





Table I - Summary Statement holding of specified securities

Category	Category of shareholder	Nos. of share orders	No. of fully paid up equity shares held	No. of partly paid-up equity shares held	No. of shares underlying Depository Receipts	Total nos. shares held	Shareholding as a % of total no. of shares (calculated as per SCRR, 1957) As a % of (A+B+C2)	Number of Voting Rights held in each class of securities				No. of Shares Underlying Outstanding convertible securities (including Warrants)	Shareholding, as a % assuming full conversion of convertible securities (as a percentage of diluted share capital) As a % of (A+B+C2)	Number of Locked in shares		Number of Shares pledged or otherwise encumbered		Number of equity shares held in dematerialized form
								No of Voting Rights		Total	Total as a % of (A+B+C)			No: (a)	As a % of total Shares held (b)	No: (a)	As a % of total Shares held (b)	
								Class:Equity	Class:Debt									
(i)	(ii)	(iii)	(iv)	(v)	(vi)	(vii)=(iv)+(v)+(vi)	(viii)	(ix)				(x)	(xi)=(viii)+(x)	(xii)	(xiii)	(xiv)		
(A)	Promoter & Promoter Group	1	17069215			17069215	74.00000	17069215	0	17069215	73.99999922	74.00000	0	0	0	0	17069215	
(B)	Public	24197	5997292			5997292	26.00000	5721298	0	5721298	24.80348672	26.00000	0	0	0	0	5565503	
(C)	Non-Promoter- Non Public																	
(C1)	Shares underlying DRs	0	0	0		0	0	0	0	0	0		0	0	0	0	0	
(C2)	Shares held by Employee Trusts	0	0			0	0	0	0	0	0		0	0	0	0	0	
	Total	24198	23065507			23065507	100.00000	22790513	0	22790513	98.80348594	100.00000	0	0	0	0	22634718	

\* The voting rights with respect to 275594 Equity Shares held by 'Investor Education and Protection Fund Authority' are frozen.




Table II - Statement showing shareholding pattern of the Promoter and Promoter Group

Category & Name of the Shareholders		PAC	No. of shareholder	No. of fully paid up equity shares held	Partly paid-up equity shares held	Nos. of shares underlying Depository Receipts	Total nos. shares held	Shareholding % calculated as per SCRR, 1957 As a % of (A+B+C2)	Number of Voting Rights held in each class of securities				No. of Shares Underlying Outstanding convertible securities (including Warrants)	Shareholding, as a % assuming full conversion of convertible securities (as a percentage of diluted share capital) as a % of A+B+C2	Number of Locked in shares		Number of Shares pledged or otherwise encumbered		Number of equity shares held in dematerialized form	
									No of Voting Rights			Total as a % of Total Voting rights			No. (a)	As a % of total shares held (b)	No. (a)	As a % of total shares held (b)		
									Class X	Class Y	Total									
																				(i)
1	Indian																			
	(a) Individual/Hindu Undivided Family		0	0	0		0								0.00	0	0.00	0	0.00	0
	(b) Central Government/State Government(s)		0	0	0		0								0.00	0	0.00	0	0.00	0
	(c) Financial Institutions/Banks		0	0	0		0								0.00	0	0.00	0	0.00	0
	(d) Any Other (Specify)		0	0	0		0								0.00	0	0.00	0	0.00	0
2	Sub Total (A1)		0	0	0		0								0.00	0	0.00	0	0.00	0
	Foreign																			
	(a) Individual/Non Resident Individual/Foreign Individual		0	0	0		0								0.00	0	0.00	0	0.00	0
	(b) Government		0	0	0		0								0.00	0	0.00	0	0.00	0
	(c) Institutions		0	0	0		0								0.00	0	0.00	0	0.00	0
	(d) Foreign Portfolio Investor		0	0	0		0							0.00	0	0.00	0	0.00	0	0
	(e) Any Other (Specify)		0	0	0		0							0.00	0	0.00	0	0.00	0	0
	Sub Total (A2)		1	17069215	17069215		17069215	74.00	17069215	0	17069215	74.00			74.00	0	0.00	0	0.00	17069215
	GOODYEAR ORIENT COMPANY (PRIVATE) LIMITED			17069215	17069215		17069215	74.00	17069215	0	17069215	74.00			74.00	0	0.00	0	0.00	17069215
	Sub Total (A12)		1	17069215	17069215		17069215	74.00	17069215	0	17069215	74.00			74.00	0	0.00	0	0.00	17069215
	Total Shareholding of Promoter and Promoter Group (A1+ (A11)+(A12)		1	17069215	17069215		17069215	74.00	17069215	0	17069215	74.00			74.00	0	0.00	0	0.00	17069215




Table III - Statement showing shareholding pattern of the Public shareholder

Table III - Statement showing shareholding pattern of the Public shareholder																		
Category & Name of the Shareholders	Pazl	Nos. of shares older	No. of fully paid up equity shares held	Partly paid-up equity shares held	Nos. of shares underlying Depository Receipts	Total nos. shares held (A+B+C)	Shareholding % calculate d as per SCRR, 1957 As a % of (A+B+C)			No. of Voting Rights			Total shareholding as a % assuming full conversion of convertible securities (including diluted share capital)	Number of Locked in Shares		Number of Shares pledged or otherwise encumbered		Number of equity shares held in dematerialized form
							Class X	Class Y	Total	Total as a % of Voting Rights	No. (a)	As a % of total Shares held (b)		No. (a)	As a % of total shares held (Not applicable) (b)			
(i)	(ii)	(iii)	(iv)	(v)	(vi)	(vii)=(iv)+(v)+(vi)	(viii)	(ix)	(x)	(xi)=(viii)+(ix)+(x)	(xii)	(xiii)	(xiv)					
1	Institutions																	
(a)	Mutual Fund		4	142297		142297	6.16910	142297	6.16910				6.16910	0	0.00	0	0.00	142297
	HDFC SMALL CAP FUND			302185		302185	1.31006	302185	1.31006				1.31006	0	0.00	0	0.00	302185
	SBI MAGNUM BALANCED FUND			1033760		1033760	4.48174	1033760	4.48174				4.48174	0	0.00	0	0.00	1033760
(b)	Venture Capital Funds		0	0		0	0.00000	0	0.00000				0.00000	0	0.00	0	0.00	0
(c)	Alternate Investment Funds		0	0		0	0.00000	0	0.00000				0.00000	0	0.00	0	0.00	0
(d)	Foreign Venture Capital Investor		0	0		0	0.00000	0	0.00000				0.00000	0	0.00	0	0.00	0
(e)	Foreign Portfolio Investors		1	544950		544950	2.36252	544950	2.36252				2.36252	0	0.00	0	0.00	544950
	GOLDMAN SACHS INDIA LIMITED			544950		544950	2.36252	544950	2.36252				2.36252	0	0.00	0	0.00	544950
(f)	Financial Institutions/Banks		33	15619		15619	0.06771	15619	0.06771				0.06771	0	0.00	0	0.00	15619
(g)	Insurance Companies		2	3936		3936	0.01706	3936	0.01706				0.01706	0	0.00	0	0.00	3936
(h)	Provident Fund/Pension Funds		0	0		0	0.00000	0	0.00000				0.00000	0	0.00	0	0.00	0
(i)	Any Other Society		0	0		0	0.00000	0	0.00000				0.00000	0	0.00	0	0.00	0
	Foreign Institutional Investor		1	200		200	0.00087	200	0.00087				0.00087	0	0.00	0	0.00	200
	Sub Total (B1)		41	198702		198702	8.61726	198702	8.61726				8.61726	0	0.00	0	0.00	197599
	Central Government/State Government/President of India		0	0		0	0.00000	0	0.00000				0.00000	0	0.00	0	0.00	0
	Sub Total (B12)		0	0		0	0.00000	0	0.00000				0.00000	0	0.00	0	0.00	0
3	Non-Institutions																	
(a)	1. Individual Shareholders holding Nominal Share Capital Up to 2 Lacs		22669	239252		239252	10.37241	239252	10.37241				10.37241	0	0.00	0	0.00	198702
	2. Individual Shareholders holding Nominal Share Capital Above 2 Lacs		3	65854		65854	0.28551	65854	0.28551				0.28551	0	0.00	0	0.00	65854
(b)	NBFC Registered with RBI		0	0		0	0.00000	0	0.00000				0.00000	0	0.00	0	0.00	0
(c)	Employee Trusts		0	0		0	0.00000	0	0.00000				0.00000	0	0.00	0	0.00	0
(d)	Overseas Depositories (holding DRs) (Balancing Figure)		0	0		0	0.00000	0	0.00000				0.00000	0	0.00	0	0.00	0
(e)	Any other																	
	Trusts		4	867		867	0.00376	867	0.00376				0.00376	0	0.00	0	0.00	867
	Non Resident Indians		434	143188		143188	0.62076	143188	0.62076				0.62076	0	0.00	0	0.00	138168
	Clearing Members		20	1506		1506	0.00653	1506	0.00653				0.00653	0	0.00	0	0.00	1506
	Hindu Undivided Families		430	75759		75759	0.32844	75759	0.32844				0.32844	0	0.00	0	0.00	75759
	Overseas Corporate Bodies		7	63223		63223	0.27490	63223	0.27490				0.27490	0	0.00	0	0.00	63223
	Bodies Corporate		288	420943		420943	1.82491	420943	1.82491				1.82491	0	0.00	0	0.00	420943
	Any other		1	275994		275994	1.19651	275994	1.19651				1.19651	0	0.00	0	0.00	275994
	INVESTOR EDUCATION AND PROTECTION FUND AUTHORITY*			275994		275994	1.19651	275994	1.19651				1.19651	0	0.00	0	0.00	275994
	Sub Total (B13)		24156	409590		409590	17.38274	409590	17.38274				17.38274	0	0.00	0	0.00	388704
	Total Public Shareholding (B) = (B1)+(B2) + B (3)		24157	599722		599722	26.00000	599722	26.00000				26.00000	0	0.00	0	0.00	556503

\* The voting rights with respect to 275,994 Equity Shares held by Investor Education and Protection Fund Authority are frozen.





Table IV - Statement showing shareholding pattern of the Non Promoter Non Public shareholder

Table IV – Statement showing shareholding pattern of the Non Promoter- Non Public shareholder																	
Category & Name of the Shareholders	PAN	No. of shareholder	No. of fully paid up equity shares held	Partly paid up equity shares held	Nos. of shares underlying Depository Receipts	Total no. shares held	Shareholding % calculated as per SCRR, 1957 As a % of (A+B+C2)	Number of Voting Rights held in each class of securities			No. of Shares Underlying Outstanding convertible securities (including Warrants)	Total shareholding, as a % assuming full conversion of convertible securities (as a percentage of diluted share capital)	Number of Locked in shares		Number of Shares pledged or otherwise encumbered		Number of equity shares held in dematerialized form (Not Applicable)
								No. of Voting Rights					No.	As a % of total Shares held	No.	As a % of total shares held (Not applicable)	
								Class X	Class Y	Total							
(i)	(ii)	(iii)	(iv)	(v)	(vi)	(vii) = (iv)+(v)+(vi)	(viii)	(ix)			(x)	(xi) = (viii)+(ix)	(xii)		(xiii)		(xiv)
1. Custodian/DR																	
(a) Name of DR Holder (If Available)																	
2. Employees Benefit Trust (Under SEBI (Share Based Employee Benefit Regulation 2014)			0	0		0					0		0	0.00	0	0.00	0
(a) Name of DR Holder (If Available)			0	0		0					0		0	0.00	0	0.00	0
Total Non Promoter Non Public Shareholding (C1+C11+C12)			0	0		0					0		0	0.00	0	0.00	0

